

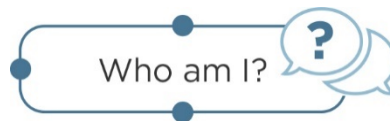


Diploma of Counselling

The Diploma of Counselling is a very popular course and there are always more people applying than the TAFE colleges have places for.

To be considered for a place in the course, you need to firstly meet the entrance requirements.

To work out if you meet the **entrance requirements** for the course, start with this question



i **Entrance requirements** are the lowest education level you need to get into the course

Am I a school leaver?	Am I a non-school leaver applicant?	Have I completed a qualification previously?	Not sure where you fit or don't have the schooling?
You fit into the school leaver category if you are still at school or have completed school within the last 12 months	You fit into this category if you completed or left school over 12 months ago	You fit into this category if you have completed an Australian Qualifications Framework (AQF) qualification through a registered training organisation	Contact TAFE Admissions and we can help

TAFE Admissions can be contacted on 08 6212 9888 or via email at TAFE.Admissions@dtwd.wa.gov.au.



What education do I need to have reached to be able to get into the course?


School leaver	Non-school leaver	Completed a qualification
You need to have completion of WACE General or ATAR (minimum C grades) or equivalent.	You need to have completion of WACE General or ATAR (minimum C grades) or equivalent.	You have completed a Certificate III or higher through a registered training organisation (this includes TAFEs and private training colleges).

This course has extra requirements, as set by North Metropolitan TAFE.

All applicants are required to attend a mandatory interview with the course coordinator and complete a short literacy assessment. The interview and assessment will take approximately one hour. The interview is an opportunity to discuss what you can expect from the course and what will be expected of you should you be offered a position.

It is recommend that you are over the age of 18 before enrolling in this course, as the fieldwork placement and employment outcomes are very limited for students under the age of 18.





Who gets a place? 

Once you meet the entrance requirements, we put all applicants into a pool, and the strongest applicants are offered a place.

To determine the strongest applicants; TAFE Admissions looks at schooling, completed qualifications and working history.

School leaver	Non-school leaver	Completed a qualification
We use your best grades from your school reports.	We use your best grades from your school reports.	We use your highest qualification or the best grades from your school reports.
Working history	Working history	Working history

 **Working history** is any paid employment (full time, part time or casual), any volunteer work and any work experience or workplace learning completed through school or whilst studying

What if I miss out on a place? 

Your Admissions Officer can go through your application with you and provide information on how you were scored for your academic and work history. They can also provide you advice on other courses you can study that will make future applications more competitive.

You can also speak to the Jobs and Skills Centre on **13 64 64** to explore other career options.